



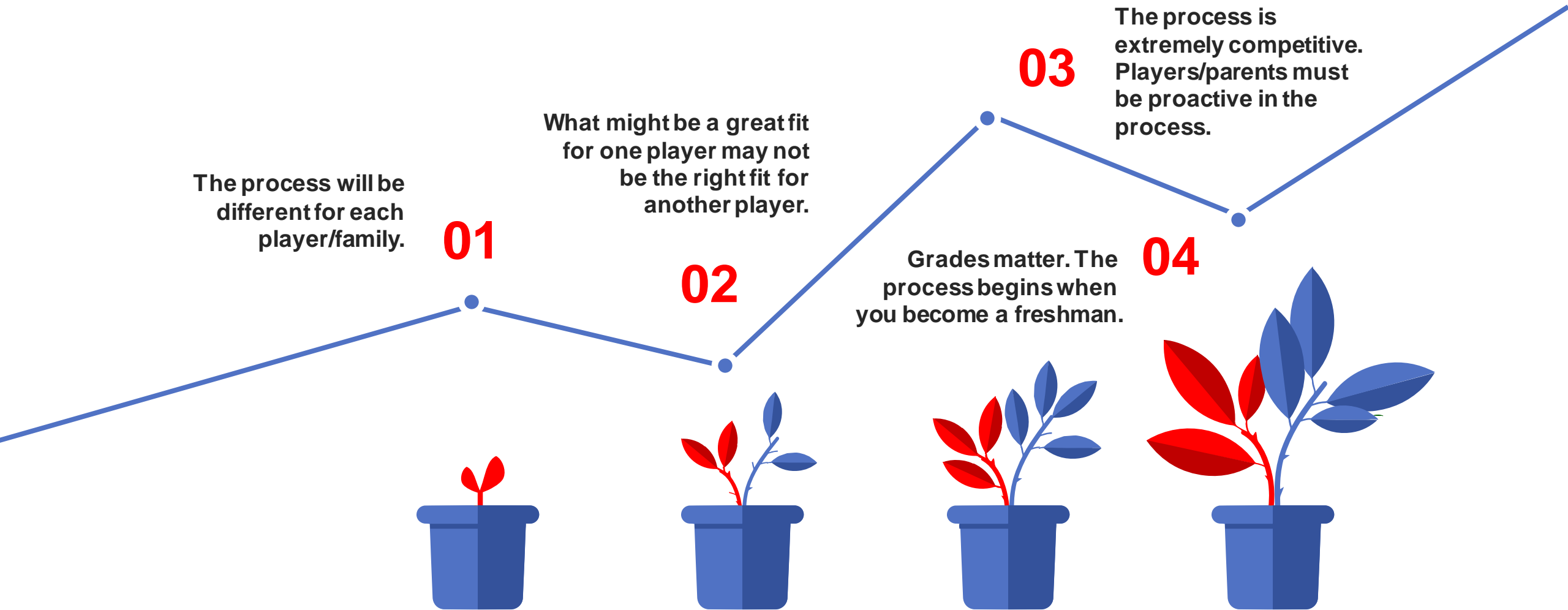
EASTSIDE FC

**College Introduction
College Talk 1**


EASTSIDE FC COLLEGE INTRODUCTION

Eastside FC takes a great deal of pride in helping guide players/families in the college process, helping players find the “right fit” (school/athletics), and preparing them to be successful at their respective school/program of choice.


Reality of the College Recruiting Process



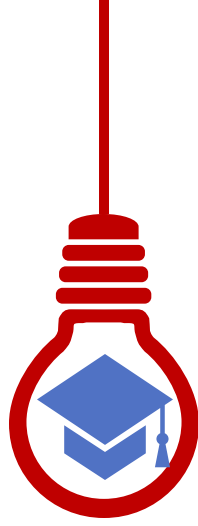
Resources You Can Expect



**College
Talks
(4)**




**TGS
App/
Software**



**College
Program
Coordinator**



**Alumni
Panel**



**Team
Coach**



College Talks



Process

- ✓ Choosing a school
- ✓ Communication
- ✓ Summer/Fall months



High School

- ✓ Continuing the process
- ✓ Winter months



Insight

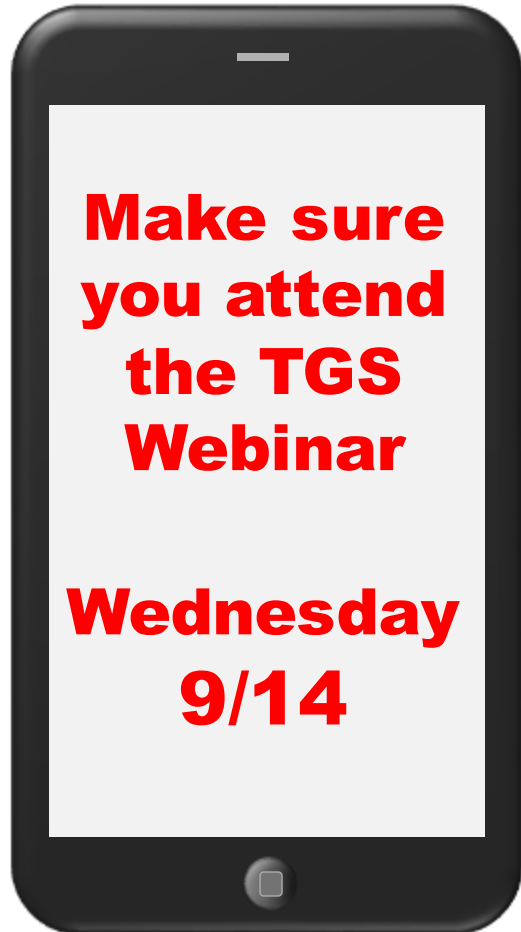
- ✓ What coaches look for in players
- ✓ Spring months



Engagement

- ✓ Continuing the process
- ✓ ID Camps
- ✓ Summer months

TGS – Total Global Sports



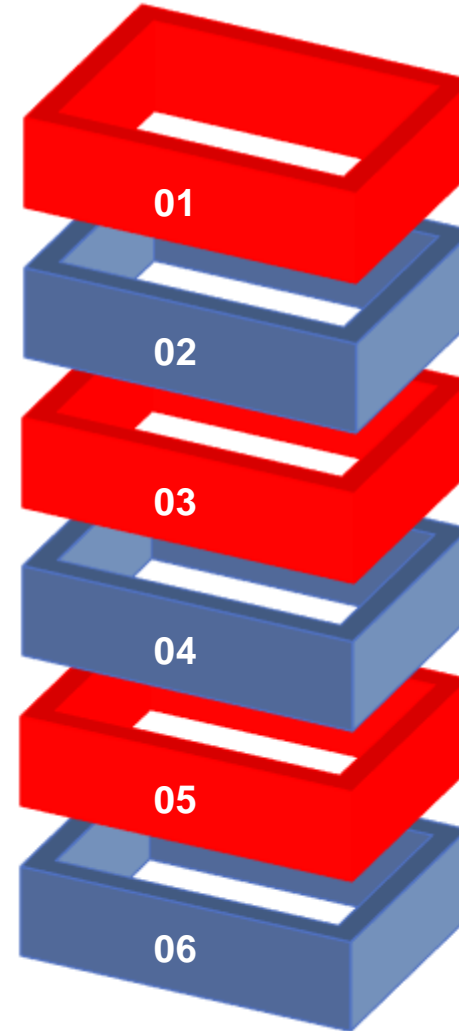
ACCOUNT

All 9th-12th grade players are provided an account with their club membership.

TEAM PROFILE

RESEARCH

In depth information on all schools.



INDIVIDUAL PROFILE

RIGHT FIT SCHOOLS

Advanced search tools - algorithms.

OVERVIEW

College Coordinator Dashboard.

College Talk 1

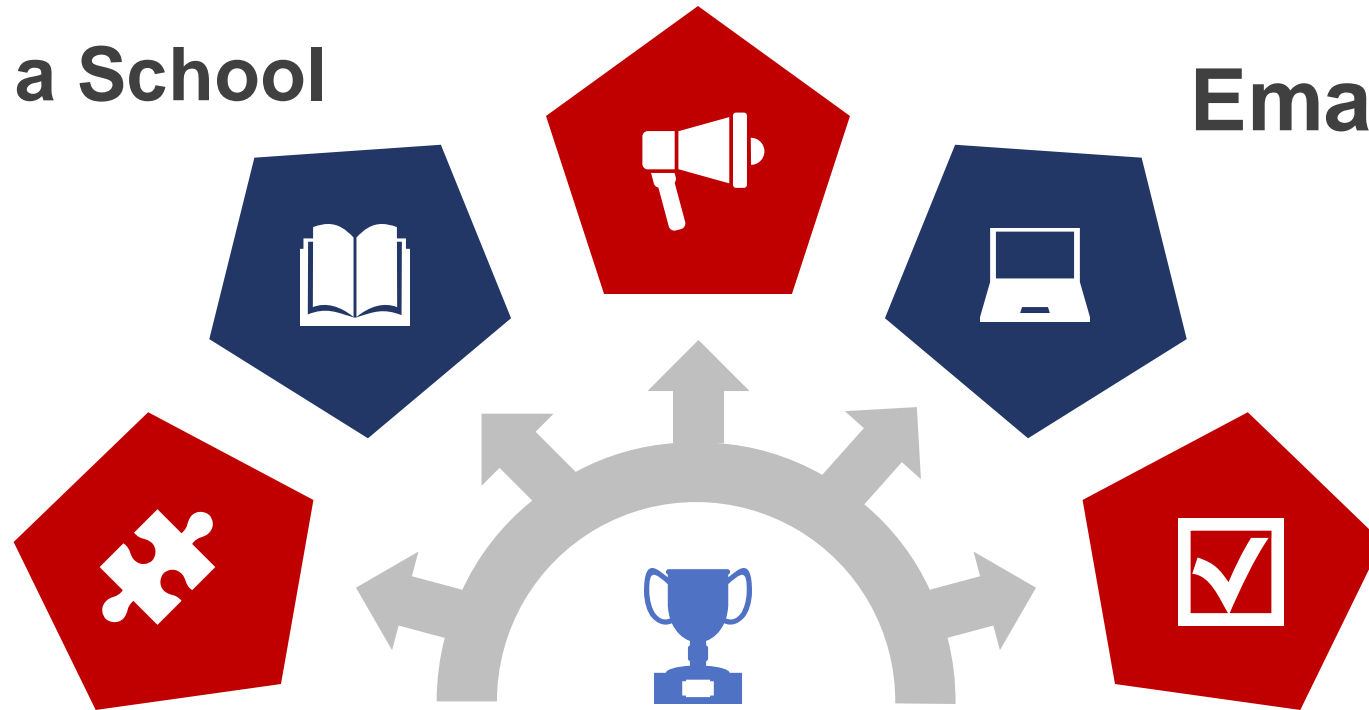
Communication

Choosing a School

Emails

Process

Summer/Fall
Months



General Process



Researching and Writing Schools

Do the work.

Getting in front of coaches

Competitions, ID Camps, etc.

Coaches showing interest

Respond to this interest when allowed.

Visiting the school

Go see what they are about.

Getting an Offer - Committing

Making that final decision.

Preparing to compete

Some would say the work is just beginning.



BE HUMBLE AND RESPECTFUL THROUGHOUT - YOUR JOURNEY MAY BE DIFFERENT



FRESHMAN YEAR

Academic focus.

Begin to brainstorm possible career choices to identify majors to study.

Start to go to college games and research different colleges that you might be interested in.

Start to research various states that you would be interested in attending college in.

Identify a list of schools. Have several schools in different ranges (NCAA I,II,III,NAIA, NJCAA).

Create a professional email account to correspond with coaches.

SOPHOMORE YEAR

Keep your academic focus.

Continue to brainstorm possible career choices to identify majors that you might want to study in college.

Identify a list of schools. Have several schools in different ranges (NCAA I,II,III,NAIA, NJCAA).

Watch college soccer. Where can you be a good fit? What will you need to do in order to be ready for the college game?

Consider attending a college soccer camp/college id event that has a school you may be interested in.

In the spring, begin contacting coaches. See resources for ideas for sample email.

Be sure to send updates with successes, articles and changes.

Take the PSAT.

Focus on the pros and cons of the different schools.



JUNIOR YEAR

Keep your academic focus.

Continue contacting coaches frequently before and after events.

Visit campuses and set up meetings with coaches.

Go to a summer camp at a school you might be interested in.

Take an SAT prep course over the summer if necessary.

Take the PSAT/ SAT - consider ACT testing as well.

Register with NCAA and NAIA Eligibility Centers.

NCAA- http://web1.ncaa.org/ECWR2/NCAA_EMS/NCAA.jsp

NAIA- <http://www.playnaia.org/>

Begin completing recruiting questionnaires that are found on the college specific soccer section of the school website.

SENIOR YEAR

Do not let your grades slip and do not make bad choices off the field.

Keep contacting coaches before and after events.

Take additional SAT or ACT as necessary.

Complete FAFSA- Financial Aide in spring.

FAFSA- <http://www.fafsa.ed.gov/>

Schedule recruiting visits wisely.

Explore all available options including local NJCAA institutions.

Focus on the pros and cons of the different schools before making a final decision.

Complete college applications to select final choice.

Difference in Process


The Process Does Happen Earlier On The Women's Side For These Reasons

Basic numbers, nationally there are more women's programs than men's - so coaches must be more aggressive and earlier in the process for making offers.


More money on the women's side - more potential scholarships, more athletic funding.

Men's programs tend to want to delay decisions to see how players mature physically.

International factor - more impact on the men's side.



**Different
Landscape**



WHAT SHOULD YOU BE CONSIDERING AS YOU BEGIN YOUR SEARCH?

ACADEMICS

COST

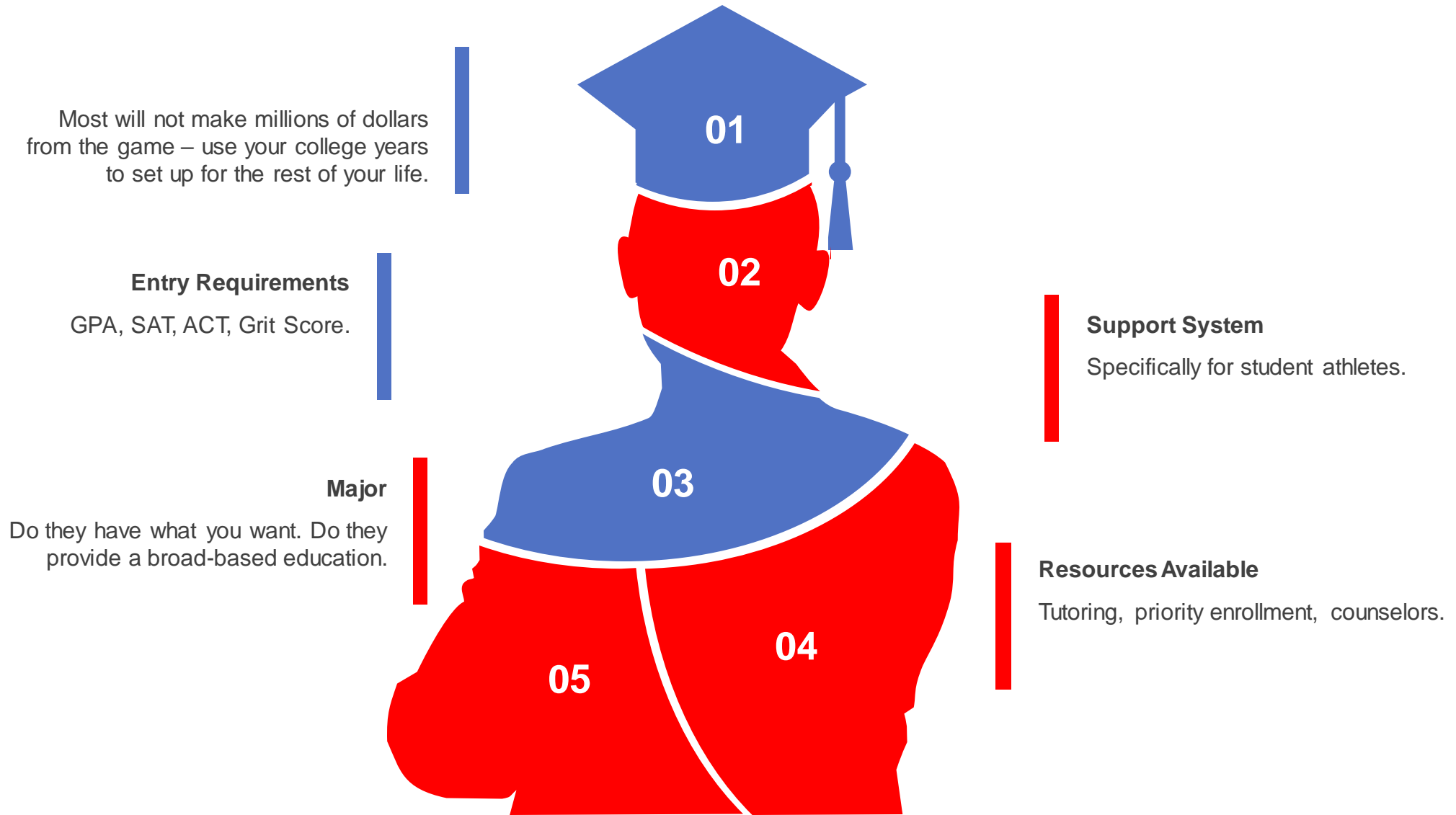
SOCCKER PROGRAM

SOCIAL PIECE / SIZE

LOCATION

RELIGIOUS AFFILIATION/ MILITARY REQUIREMENT

Academics – MOST IMPORTANT



Cost Of School

ALSO VERY IMPORTANT

*In-state vs out-of-state, resident/non-resident, citizen/non citizen,
Western Undergraduate Exchange (WUE)*

Types of scholarship

Academic, athletic, financial aid or a combination of all 3

Academic Scholarship - varies from school to school

*Athletic Scholarship - DIII and IVY league do not
give athletic scholarships*

Financial Aid - Need based and varies school-to-school



100:1

Academic : Athletic

Athletic Scholarship

Men's NCAA D1: 9.9



Funding can be increased

Sometimes the amount offered reflects where the coach sees you fitting in.

Women's NCAA D1: 14



Funding can be decreased

Sometimes the amount is all the coach has to offer.



THE SOCCER PIECE

Coach

Coach's Philosophy, Personality, Character

Coach's Goals

Coaching & Management Style

How Are YOU Projected To Fit In?

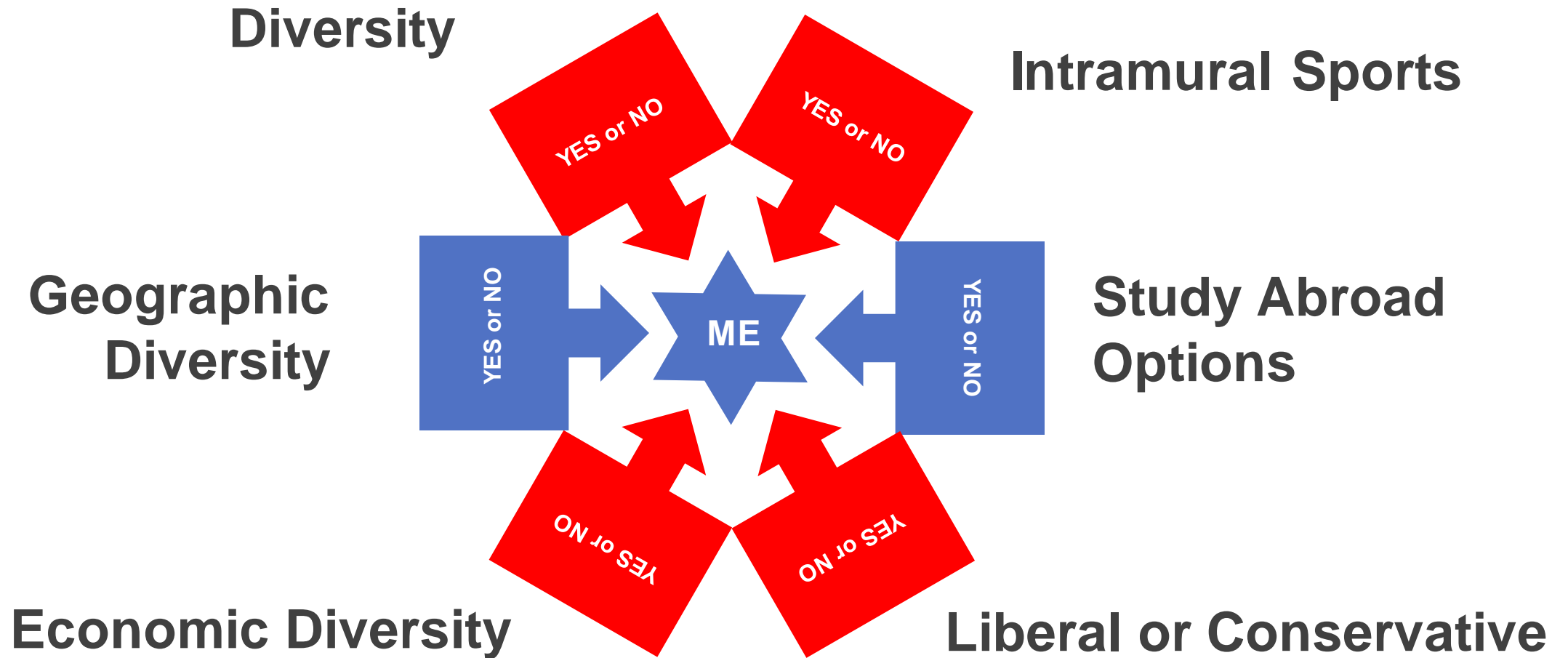
Team

What is the Team Culture Like?

What Are The Players Like?



SOCIAL PIECE – THE ENVIRONMENT



WHAT SIZE??

01

Football Program vs Olympic Sports

02

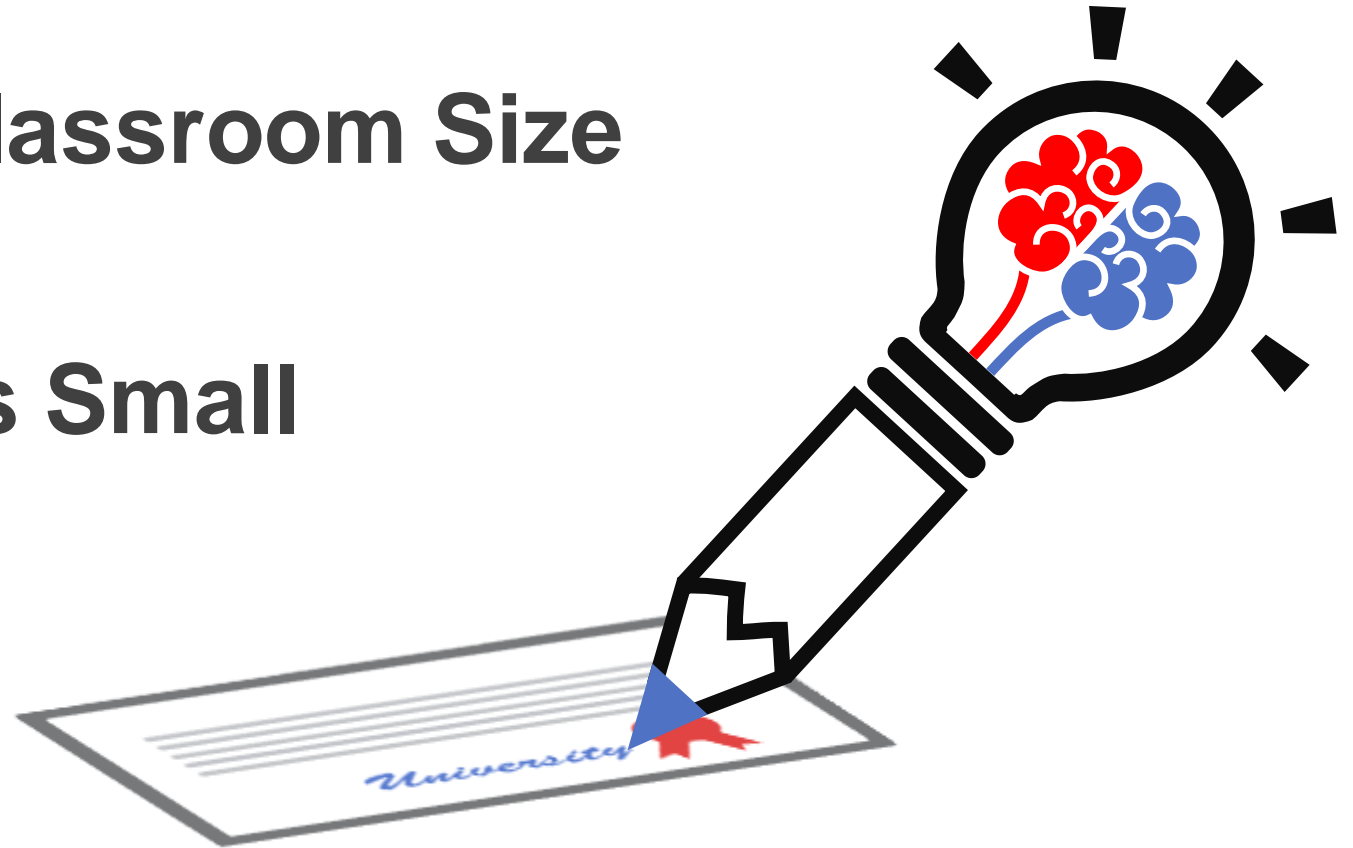
Classroom Size


03

Big vs Small

04

What feels right





LOCATION

Beach, Rural or City

Weather

Close to Home

West Coast vs.

East Coast vs.


Mid West



Religious Affiliation/Military Requirement

**Mandatory
Religious
Classes**

**Mandatory
Religious
Service**



**Military
Training**

**Military
Service after
Graduation**

COMMUNICATION

Email

Text

On the phone

In person

Social Media

Professional with all communication

*June 15 - After the completion of the players
Sophomore year, NCAA College Coaches can
contact players directly.*

COMMON MISTAKES

Sent to multiple programs

Sent to the wrong program

Sent to only one coach at the program

Blank Subject

Unprofessional - What's up?, not capital i, misspelling, poor grammar, etc.

Not specific to that school

Doesn't communicate where they can see you play

Doesn't have link to TGS account

No Email signature, doesn't have your contact information

When the email is sent...

WHEN TO SEND EMAILS

Sending communication 1-2 week(s) prior to the event.

***Monday** - Family/Recapping weekend notes*

***Tuesday** - Day to send/preparing weekend schedule*

***Wednesday** - Day to send/preparing weekend schedule*

***Thursday** - Day to send/preparing weekend schedule/ Travel Day*

***Friday** - Event may be starting/Travel Day for Coach*

***Saturday** - On fields recruiting/Family*

***Sunday** - On fields recruiting/Travel Day/Family*

Be aware of when the coaching staff may be out of the office for competition, recruiting another event, ID camp, or Family time.

EMAIL REMINDERS

Professional email address from players email (TGS)

Recipients

Subject

Body of the email specific to that school, identify yourself and when you will be competing. Do not copy and paste from GOTSOCCKER.

Email Signature

SUMMER/FALL MONTHS

Make sure TGS is up to date.

If attending a College ID camp write before and after the event - do your best to stand out at the camp.

If attending a Summer Tournament that will have a college presence – write to the schools.

Attend games or watch online.

Get on campus to a few different schools.

Get better everyday.

REALITY

It is extremely competitive, there are a lot of players out there that want to play collegiately.

Every programs needs are different every year and every coach rates players differently.

Hearing “NO” is part of the process.


Very important to stay positive in the process and control what you can control.

SIMPLE STEPS

- 1. Define what you are looking for
...we'll help***
- 2. Do the work so coaches are there
...we'll help***
- 3. When coaches come – show well
...all you***
- 4. Follow through***

**IT IS THE JOB OF EASTSIDE FC
TO GIVE YOU OPPORTUNITIES, GUIDANCE AND
RESOURCES ON HOW TO BE RECRUITED,
PLACED AND PREPARED FOR COLLEGE.**

**IT IS YOUR JOB
TO GET RECRUITED, PLACED, AND
REPREPARED FOR COLLEGE.**



QUESTIONS

Fred Thompson
collegeinfo@eastsidefc.org